



Vegetable Products Limited

Manufacturers of **pratap** Vanaspati



Ref: VPL/CL35/03/2011-12

20th April, 2012

The Secretary
The Calcutta Stock Exchange Limited
7, Lyons Range
Kolkata 700 001

Dear Sir,


Sub: Submission of Shareholding Pattern
as on Quarter ended 31st March, 2012

In terms of revised Clause 35 of the Listing Agreement we are enclosing herewith the Shareholding Pattern of the Company for the quarter ended 31st March 2012 duly signed in the prescribed format.

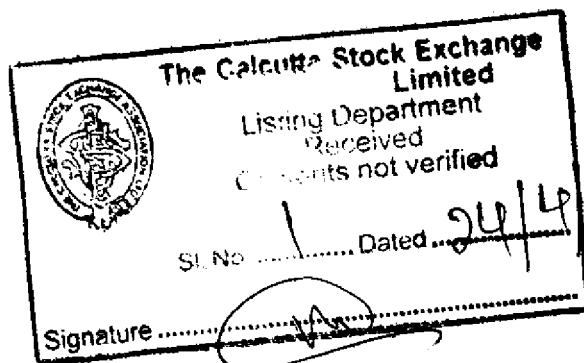
Please acknowledge receipt of the same

Yours faithfully

For Vegetable Products Limited



Compliance Officer

Encl: as above



(I)(a) Statement Showing Shareholding Pattern

Name of the Company: Vegetable Products Limited.			
Scrip Code:	CSE	10032034	Class of Security: Equity
Quarter ended: 31st March 2012			
Partly paid-up shares:-	No. of partly paid-up shares	As a % of total no. of partly paid-up shares	As a % of total no. of shares of the company
Held by promoter/promoter group	NIL	NIL	NIL
Held by public	NIL	NIL	NIL
Total	0	0	0
Outstanding convertible securities:-	No. of outstanding securities	As a % of total no. of outstanding convertible securities	As a % of total no. of shares of the company, assuming full conversion of the convertible securities
Held by promoter/promoter group	NIL	NIL	NIL
Held by public	NIL	NIL	NIL
Total	0	0	0
Warrants:-	No. of warrants	As a % of total no. of warrants	As a % of total no. of shares of the company, assuming full conversion of warrants
Held by promoter/promoter group	NIL	NIL	NIL
Held by public	NIL	NIL	NIL
Total	0	0	0
Total paid-up capital of the company, assuming full conversion of warrants and convertible securities (Grand Total (A+B+C)+ D+E+F)		Rs. 2,25,00,000 (Rs. 1,30,00,000 equity shares + Rs. 95,00,000 preference shares)	



Category code	Category of Shareholder	Number of Shareholders	Total number of shares	Number of shares held in dematerialized form	Total shareholding as a percentage of total number of shares		Shares Pledged or otherwise encumbered	
					As a percentage of (A+B) ¹	As a percentage of (A+B+C)	Number of shares	As a percentage
(A)	Shareholding of Promoter and Promoter Group²							
1	Indian							
(a)	Individuals/ Hindu Undivided Family	3	153725	0.00	11.83	11.83	NA	NA
(b)	Central Government/ State Government(s)	0.00	0.00	0.00	0.00	0.00		
(c)	Bodies Corporate	0.00	0.00	0.00	0.00	0.00		
(d)	Financial Institutions/ Banks	0.00	0.00	0.00	0.00	0.00		
(e)	Any Others(Specify)	0.00	0.00	0.00	0.00	0.00		
(e-i)								
(e-ii)								
	Sub Total(A)(1)	3	153725	0	11.83	11.83	NA	NA
2	Foreign						NA	NA
a	Individuals (Non-Residents Individuals/ Foreign Individuals)	0.00	0.00	0.00	0.00	0.00		
b	Bodies Corporate	0.00	0.00	0.00	0.00	0.00		
c	Institutions	0.00	0.00	0.00	0.00	0.00		
d	Any Others(Specify)	0.00	0.00	0.00	0.00	0.00		
d-i)								
d-ii)								
	Sub Total(A)(2)	0.00	0.00	0.00	0.00	0.00	NA	NA
	Total Shareholding of Promoter and Promoter Group (A)= (A)(1)+(A)(2)	3	153725	0	11.83	11.83	NA	NA
(B)	Public shareholding						NA	NA
1	Institutions						NA	NA
(a)	Mutual Funds/ UTI	0.00	0.00	0.00	0.00	0.00		
(b)	Financial Institutions/ Banks	0.00	0.00	0.00	0.00	0.00		
(c)	Central Government/ State Government(s)	0.00	0.00	0.00	0.00	0.00		
(d)	Venture Capital Funds	0.00	0.00	0.00	0.00	0.00		
(e)	Insurance Companies	0.00	0.00	0.00	0.00	0.00		
(f)	Foreign Institutional Investors	0.00	0.00	0.00	0.00	0.00		
(g)	Foreign Venture Capital Investors	0.00	0.00	0.00	0.00	0.00		
(h)	Any Other (specify)	0.00	0.00	0.00	0.00	0.00		
(h-i)								
(h-ii)								
	Sub-Total (B)(1)	0.00	0.00	0.00	0.00	0.00	NA	NA
B (2)	Non-institutions						NA	NA
(a)	Bodies Corporate	35	663640	0.00	51.05	51.05		
(b)	Individuals							
i	Individuals -i. Individual shareholders holding nominal share capital up to Rs 1 lakh	1223	124610	0.00	9.59	9.59		
ii	Individual shareholders holding nominal share capital in excess of Rs 1 lakh.	9	358025	0.00	27.54	27.54		
(c)	Any Other (specify)	0.00	0.00	0.00	0.00	0.00		
(c-i)								
(c-ii)								
	Sub-Total (B)(2)	1267	1146275	0	88.18	88.18		
(B)	Total Public Shareholding (B)= (B)(1)+(B)(2)	1267	1146275	0	88.18	88.18		
	TOTAL (A)+(B)	1270	1300000	0	100	100	NA	NA
(C)	Shares held by Custodians and against which Depository Receipts have been issued	0.00	0.00	0.00	0.00	0.00		
	GRAND TOTAL (A)+(B)+(C)	1270	1300000	0	100	100	NA	NA

Note: 1 For determining "Public Shareholding", for the purpose of clause 41A
2 For determining "Promoter" & "Promoter Group", refer Clause 41A
3 For definitions of "Publicshareholding", refer Clause 40A

(I)(b) Statement showing holding of securities (including shares, warrants, convertible securities) of persons belonging to the category "Promoter and Promoter Group"

Sr. No.	Name of the shareholder	Details of Shares held		Encumbered shares (*)			Details of warrants		Details of convertible		Total shares (including underlying shares assuming full conversion of warrants and convertible securities) as a % of diluted share capital
		Number of shares held	As a % of grand total (A)+(B)+(C)	No.	As a percentage	As a % of grand total (A)+(B)+(C) of sub-clause (I)(a)	Number of warrants held	As a % total number of warrants of the same class	Number of convertible securities held	As a % total number of convertible securities of the same class	
(I)	(II)	(III)	(IV)	(V)	(VI)=(V)/(III)*100	(VII)	(VIII)	(IX)	(X)	(XI)	(XII)
1	CHANDRAKALA BACHHAWAT	75000	5.77	Nil	Nil	Nil	Nil	Nil	Nil	Nil	5.77
2	DHANPAT SINGH JAIN	54700	4.21	Nil	Nil	Nil	Nil	Nil	Nil	Nil	4.21
3	MANISH BACHHAWAT	24025	1.85	Nil	Nil	Nil	Nil	Nil	Nil	Nil	1.85
	TOTAL	153725	11.825	Nil	Nil	Nil	Nil	Nil	Nil	Nil	11.83

(*) The term "encumbrance" has the same meaning as assigned to it in regulation 29(3) of the SAST Regulations.

(I)(c)(i) Statement showing holding of securities (including shares, warrants, convertible securities) of persons belonging to the category "Public" and holding more than 1% of the total number of shares

Sr. No.	Name of the shareholder	Number of shares held	Shares as a percentage of total number of shares i.e., Grand Total (A)+(B)+(C) indicated in Statement at para (I)(a) above]	Details of		Details of		Total shares (including underlying shares assuming full conversion of warrants and convertible securities) as a % of diluted share capital
				Number of warrants held	As a % total number of warrants of the same class	Number of convertible securities held	% w.r.t total number of convertible securities of the same class	
1	Kanta Management Services (P) Ltd.	175465	13.50	NIL	NIL	NIL	NIL	13.50
2	Gautam Jain	76300	5.87	NIL	NIL	NIL	NIL	5.87
3	Rachna Baid	70000	5.38	NIL	NIL	NIL	NIL	5.38
4	Arun Mercantiles Pvt. Ltd.	60500	4.65	NIL	NIL	NIL	NIL	4.65
5	Facts Distributors Pvt. Ltd.	61500	4.73	NIL	NIL	NIL	NIL	4.73
6	Dina Commodal Pvt. Ltd.	61000	4.69	NIL	NIL	NIL	NIL	4.69
7	Alert Commodal Pvt. Ltd.	60800	4.68	NIL	NIL	NIL	NIL	4.68
8	Sringar Jew & Jewellery (P) Ltd	59800	4.60	NIL	NIL	NIL	NIL	4.60
9	Kirti Commotrade Pvt. Ltd.	50725	3.90	NIL	NIL	NIL	NIL	3.90
10	Guide Dealcom Pvt. Ltd.	50275	3.87	NIL	NIL	NIL	NIL	3.87
11	Basant raj Dudheria	45000	3.46	NIL	NIL	NIL	NIL	3.46
12	Rajhans Credit & Finvest (P) Ltd.	46000	3.54	NIL	NIL	NIL	NIL	3.54
13	Anita Jain	37200	2.86	NIL	NIL	NIL	NIL	2.86
14	Umed Singh Kochar (HUF)	35400	2.72	NIL	NIL	NIL	NIL	2.72
15	Anand Kochar	31125	2.39	NIL	NIL	NIL	NIL	2.39
16	Anil Kumar Jha	25000	1.92	NIL	NIL	NIL	NIL	1.92
17	Sajan Jain	20000	1.54	NIL	NIL	NIL	NIL	1.54
18	Khem Chand Rampuria	18000	1.38	NIL	NIL	NIL	NIL	1.38
	TOTAL	984090	75.70	NIL	NIL	NIL	NIL	75.70

(I)(c)(iii) Statement showing holding of securities (including shares, warrants, convertible securities) of persons belonging to the category "Public" and holding more than 5% of the total number of shares

Sr. No.	Name of the shareholder	Number of shares held	Shares as a percentage of total number of shares (i.e., Grand Total (A)+(B)+(C) indicated in Statement at para (I)(a) above)	Details of warrants		Details of convertible securities		Total shares (including underlying shares assuming full conversion of warrants and convertible securities) as a % of diluted share capital
				Number of warrants held	As a % total number of warrants of the same class	Number of convertible securities held	% w.r.t total number of convertible securities of the same class	
1	Kanta Management Services (P) Ltd.	175465	13.50	NIL	NIL	NIL	NIL	13.50
2	Gautam Jain	76,300	5.87	NIL	NIL	NIL	NIL	5.87
3	Rachna Baid	70000	5.38	NIL	NIL	NIL	NIL	5.38
TOTAL		321765	24.75	NIL	NIL	NIL	NIL	24.75

(I)(d) Statement showing details of locked-in shares

Sr. No.	Name of the shareholder	Category of Shareholders	Number of locked-in shares	Locked-in shares as a percentage of total number of shares (i.e., Grand Total (A)+(B)+(C) indicated in Statement at para (I)(a) above)
1				
TOTAL		NIL	NIL	NIL

(II)(a) Statement showing details of locked-in shares

Sr. No.	Type of outstanding DR (ADRs, GDRs, SDRs, etc.)	Number of outstanding DRs	Number of shares underlying outstanding DRs	Shares underlying outstanding DRs as a percentage of total number of shares (i.e., Grand Total (A)+(B)+(C) indicated in Statement at para (I)(a) above)
1				
TOTAL		NIL	NIL	NIL

(II)(b) Statement showing Holding of Depository Receipts (DRs), where underlying shares are in excess of 1% of the total number of shares

Sr. No.	Name of the DR Holder	Type of outstanding DR (ADRs, GDRs, SDRs, etc.)	Number of shares underlying outstanding DRs	Shares underlying outstanding DRs as a percentage of total number of shares (i.e., Grand Total (A)+(B)+(C) indicated in Statement at para (I)(a) above)
1				
TOTAL		NIL	NIL	NIL

